

65A/63A/76A SERIES


14 PIN LEADING & TRAILING
TTL ACTIVE DELAY LINE

FEATURES

- 14-PIN PACKAGE.
- 10 EQUALLY-SPACED TAPS.
- TTL SCHOTTKY INTERFACED.
- TOTAL DELAYS FROM 25-1000nS.

ELECTRICAL CHARACTERISTICS

I _{IH} Logic "1" Input Current	:100uA max
I _{IL} Logic "0" Input Current	:-4mA max
V _{OH} Logic "1" Output Voltage	:2.4V min
V _{OL} Logic "0" Output Voltage	:0.4V max
V _{IH} Logic "1" Input Voltage	:2.0V min
V _{IL} Logic "0" Input Voltage	:0.8V max
TA Operating Temperature	:0°C to 70°C
N _H Fanout "1" Output	:20 TTL Load
N _L Fanout "0" Output	:10 TTL Load
Supply Current	:150mA Typ.



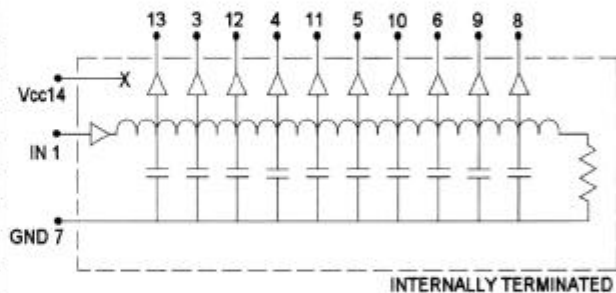
INPUT PULSE TEST CONDITION

Pulse Voltage	:3.2V
Pulse Width	:100%T _d
Duty Cycle	:T _d + 3T _d
Pulse Rise Time	:2nS(0.75 to 2.4V)
Time Delay Measured	:@1.5V I _{ce} el
Supply Voltage V _{cc}	:5.0 ± 0.25V _{dc}

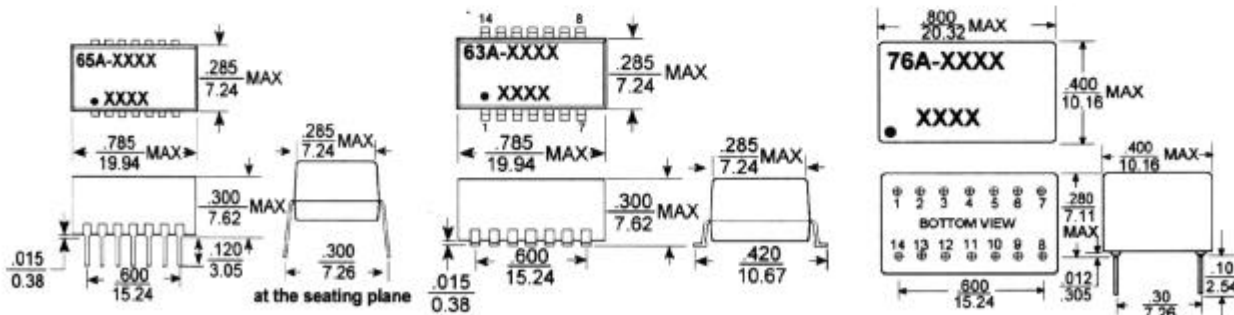
ELECTRICAL SPECIFICATIONS

PART NO.	DELAY TIME T _d (nS)	TAP DELAY (nS)	RISE TIME Tr(nS)max
65A/63A/76A-025	25 ± 2nS	2.5 ± 1	4
65A/63A/76A-050	50 ± 5%	5 ± 2	4
65A/63A/76A-075	75 ± 5%	7.5 ± 2	4
65A/63A/76A-100	100 ± 5%	10 ± 2	4
65A/63A/76A-150	150 ± 5%	15 ± 2	4
65A/63A/76A-200	200 ± 5%	20 ± 2	4
65A/63A/76A-250	250 ± 5%	25 ± 5%	4
65A/63A/76A-300	300 ± 5%	30 ± 5%	4
65A/63A/76A-500	500 ± 5%	50 ± 5%	4
65A/63A/76A-1000	1000 ± 5%	100 ± 5%	4

PIN CONNECTIONS



MARKINGS AND DIMENSIONS



Dimensions: inches/mm

Unless otherwise specified, all tolerances are ±.010/±0.25

ALLEN AVIONICS, INC.