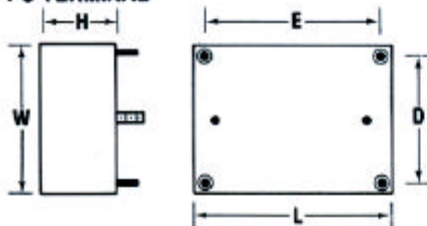


## ALLEN AVIONICS STANDARD PACKAGES FOR LOWPASS, HIGHPASS, BANDPASS AND BAND REJECT FILTERS.

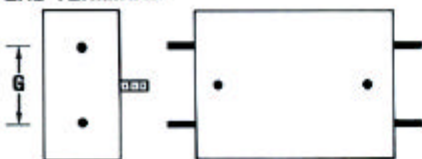
All Allen Avionics filters are sealed in packages designed to withstand shock, vibration, humidity and changes in temperature. The use of epoxy cases or metal cans for any given application will depend on the degree of protection that the filter must have. Tabulated below are the standard filter packages listed in this catalog. Allen Avionics has hundreds of filter packages that are not listed and can be used to custom fit your application. Please feel free to call our Technical Sales Department for custom filter packaging requirements.

### MECHANICAL SPECIFICATIONS

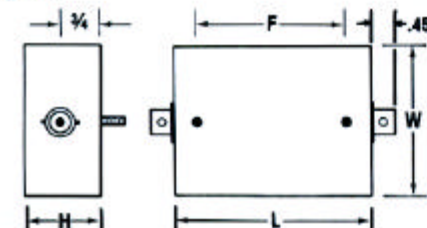
#### PC TERMINAL



#### END TERMINAL



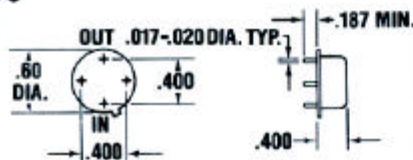
#### BNC



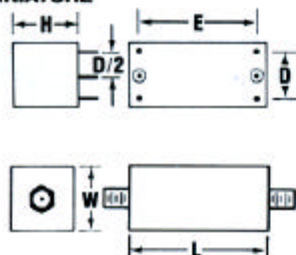
#### SMA



#### TO-8



#### SUB-MINIATURE



#### METAL CANS

TYPE	L	W	H	D	E	F	G	STUDS
J	1.0	.750	.750	.500	.500	N/A	N/A	N/A
K	1.5	1.000	.750	.700	1.100	1.0	N/A	4-40 x .350
K1	2.0	1.125	.750	.750	1.500	1.5	.750	4-40 x .350
K2	2.5	1.125	.750	.750	2.000	2.0	.750	4-40 x .350
K3	3.0	1.125	.750	.750	2.500	2.5	.750	4-40 x .350
L	2.0	1.625	1.125	1.000	1.500	1.0	.750	6-32 x .500
M	3.0	1.625	1.125	1.000	2.500	2.5	.750	6-32 x .500
M1	3.0	2.000	1.250	1.500	2.500	2.5	.750	6-32 x .500
N	4.0	1.500	1.250	1.000	3.500	3.0	.750	6-32 x .500
N1	4.0	2.000	1.250	1.500	3.500	3.0	.750	6-32 x .500
O	5.0	1.500	1.250	1.000	4.500	4.0	.750	6-32 x .500
O1	5.0	2.000	1.250	1.500	4.500	4.0	.750	6-32 x .500
P	6.0	1.500	1.250	1.000	5.500	5.0	.750	6-32 x .500
P1	6.0	2.000	1.250	1.500	5.500	5.0	.750	6-32 x .500
MVSL	4.0	2.000	.500	1.500	3.500	3.0	N/A	6-32 x .500

PC TERMINAL .250L x .040 DIA.

#### EPOXY STYLE CASES

TYPE	L	W	H	D	E	F	G
S	1.25	.875	.625	.300	.70	.75	.300
U	2.00	1.125	.750	.600	1.40	1.00	.600
W	2.50	1.125	.750	.600	1.90	1.50	.600
X	3.00	1.500	1.000	.900	2.40	2.00	.900
X1	3.00	2.000	1.000	1.400	2.40	2.00	1.400
Y	4.00	1.500	1.250	.900	3.40	3.00	.900
Y1	4.00	2.000	1.250	1.400	3.40	3.00	1.400
Z	4.50	2.500	1.375	1.800	3.90	3.50	1.800

\*ALL STUDS ARE #4-40 x .500L PC TERMINAL .450L x .040 DIA.  
\*STUDS NOT AVAILABLE ON TYPE S CASE

#### SUB-MINIATURE CASES

TYPE	L	W	H	D	E
SA	.800	.500	.500	.300	.600
SB	1.000	.500	.500	.300	.800
SC	1.250	.500	.500	.300	1.000

TO-8 diameter .600 height .400 max  
\*ALL TERMINALS .020 NOMINAL DIAMETER

#### TUBULAR FILTER CASES

TYPE	L	D*	B*
TA	2.00	.500	.45
TB	2.50	.500	.45
TC	3.00	.500	.45

\*B DIMENSION = .45 for BNC .35 for SMA  
\*D DIMENSION ± .032